


Marble Award Plaques

Choose from wood grain or marble finish. All are created with laserable foils (not laminated paper) for the greatest quality and durability.


The laserable wood grain plaques simulate a solid walnut plaque with a deep cherry stain, and are available with or without a solid black edge border.

The marble finish plaques are constructed with a concave edge, and available in black, white, red or deep blue. Each of the marble finish plaques is available with or without an attractive gold trim border.


Thickness for all award plaques is 5/8".



Concave Edge




Bevel Edge



Marble with Gold & Concave Edges


Black Marble w/ Gold	White Marble w/ Gold	Red Marble w/ Gold	Deep Blue Marble w/ Gold	Size	Qty/Cs
36601	36613	36619	36607	6" x 8"	40
36602	36614	36620	36608	7" x 9"	30
36603	36615	36621	36609	8" x 10"	24
36604	36616	36622	36610	9" x 12"	16
36605	36617	36623	36611	10 1/2" x 13"	12
36606	36618	36624	36612	12" x 15"	12



Marble with Concave Edge

Black Marble	White Marble	Red Marble	Deep Blue Marble	Size	Qty/Cs
36569	36641	36633	36625	4 1/4" x 6"	72
36570	36642	36634	36626	5" x 7"	50
36571	36643	36635	36627	6" x 8"	40
36572	36644	36636	36628	7" x 9"	30
36573	36645	36637	36629	8" x 10"	24
36574	36646	36638	36630	9" x 12"	16
36575	36647	36639	36631	10 1/2" x 13"	12
36576	36648	36640	36632	12" x 15"	12

Wood Award Plaques



Walnut Woodgrain Concave Edge

Walnut Woodgrain Beveled Edge

Walnut w/ Concave Edge	Walnut w/ Black Concave Edge	Walnut w/ Bevel Edge	Walnut w/ Black Bevel Edge	Size	Qty/Cs
36585	36593	36577	36561	4 1/4" x 6"	72
36586	36594	36578	36562	5" x 7"	50
36587	36595	36579	36563	6" x 8"	40
36588	36596	36580	36564	7" x 9"	30
36589	36597	36581	36565	8" x 10"	24
36590	36598	36582	36566	9" x 12"	16
36591	36599	36583	36567	10 1/2" x 13"	12
36592	36600	36584	36568	12" x 15"	12