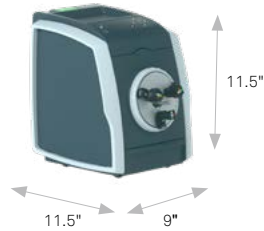


M series

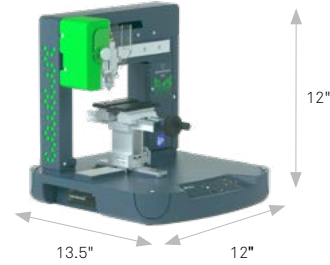
M10^{JEWEL}

Compact, quiet and portable. For inside and outside engraving of rings and bangles. Footprint smaller than A4 size!



M20 series

An affordable engraving system that is convenient, easy-to-operate.
 M20 - Flat items engraver.
 M20 PIX - Photo engraver - personalization equipment for picture and text engraving.
 M20 PEN: engraving of pens and flat items.
 M20 Artfoil: hot foil transfer of text and logos.
 M20 JEWEL - to engrave on rings (inside and outside), medals, chain bracelets.



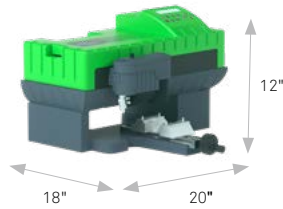
Dimensions - LxWxH (mm)	293 x 230 x 290 (11.5" x 9" x 11.5")
Engraving area (mm)	From Ø6 to 80
Z stroke (mm)	-
Net weight (kg)	6.5

Dimensions - LxWxH (mm)	340 x 310 x 310 (13.5" x 12" x 12")
Engraving area (mm)	100 x 100 (3" x 3")
Z stroke (mm)	30 (1.18")
Net weight (kg)	10

100 series

IS200 series

IS200, for personalising small objects, badges and plaques.

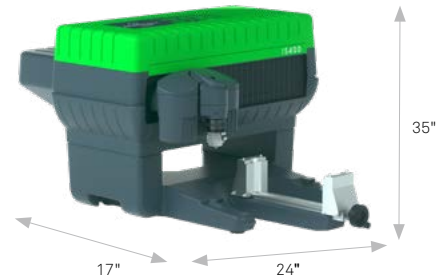


IS200 ^{IQ+}

Dimensions - LxWxH (mm)	500 x 500 x 295 (18" x 20" x 12")
Engraving area (mm)	80 x 225 (3" x 9")
Z stroke (mm)	15 (0.59")
Net weight (kg)	20

IS400 series

A flexible professional engraving machine for trophies and plaques, small signage, identification of industrial parts and light machining.




IS400 ^{IQ+}

Dimensions - LxWxH (mm)	435 x 610 x 893 (17" x 24" x 35")
Engraving area (mm)	305 x 210 (12" x 8")
Z stroke (mm)	40 (1.57")
Net weight (kg)	42

1000 series

IS6000

Three heavy-weight computerised engraving machines for cutting or machining. The XP engraving systems are fast, accurate, and powerful.




IS6000 ^{IQ+}

IS6000XP ^{XP}

Dimensions - LxWxH (mm)	1015 x 1093 x 735 (40" x 43" x 29")
Engraving area (mm)	610 x 410 (24" x 16")
Z stroke (mm)	80 (3.15")
Net weight (kg)	168

Dimensions - LxWxH (mm)	1015 x 1093 x 735 (40" x 43" x 29")
Engraving area (mm)	610 x 410 (24" x 16")
Z stroke (mm)	80 (3.15")
Net weight (kg)	180

IS7000



IS7000 ^{IQ+}

IS7000XP ^{XP}

Dimensions - LxWxH (mm)	1420 x 1093 x 735 (56" x 43" x 29")
Engraving area (mm)	610 x 815 (24" x 32")
Z stroke (mm)	80 (3.15")
Net weight (kg)	220

Dimensions - LxWxH (mm)	1420 x 1093 x 735 (56" x 43" x 29")
Engraving area (mm)	610 x 815 (24" x 32")
Z stroke (mm)	80 (3.15")
Net weight (kg)	230